

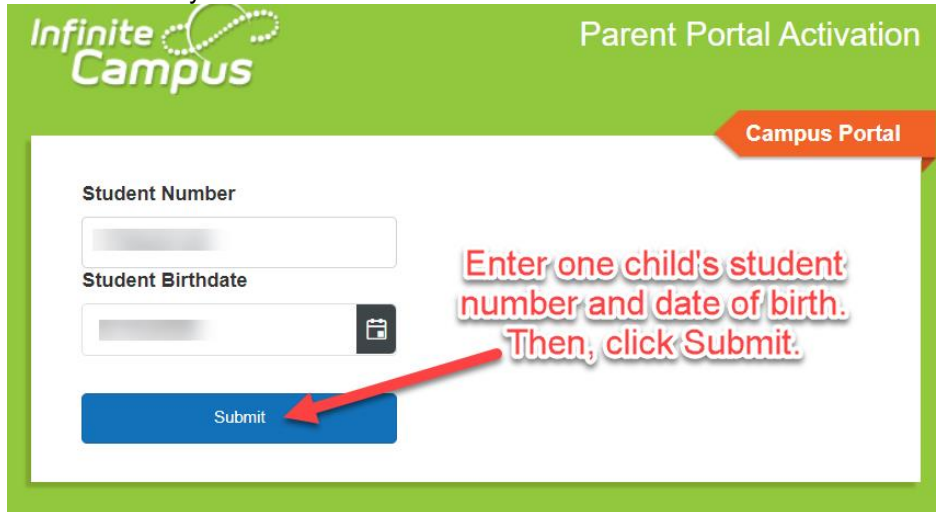
Category: Infinite Campus

Target: All

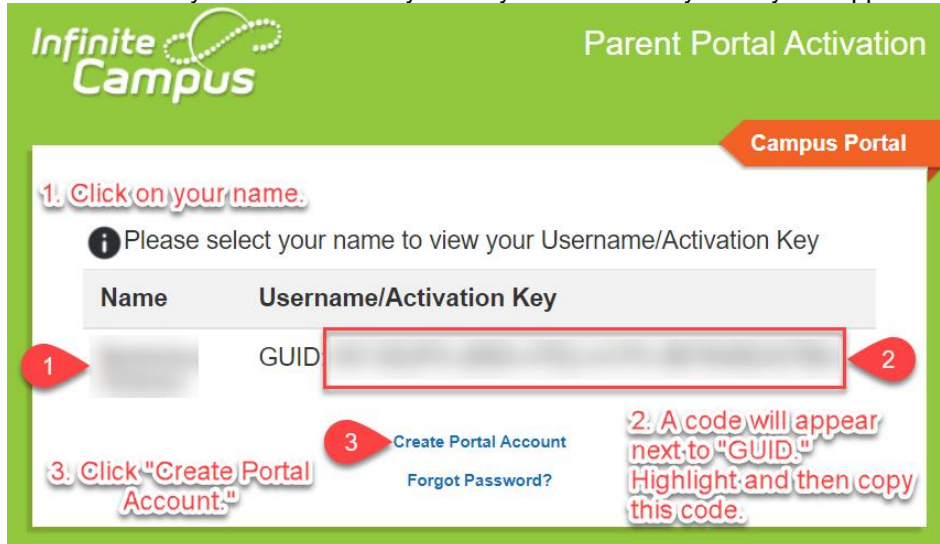
Infinite Campus Parent Portal can be accessed by parents of enrolled students. Creating a single account allows you to see all your children regardless of which RCPS school they attend, and you will be able to use this single account until your children graduate. **To create an account**, you will need your child's student number and date of birth, and you will need a laptop or desktop computer.

[Click here](#) to go to the Parent Portal Activation website - or go to <https://tinyurl.com/5k2jknm3> if you printed this sheet. Once you are in the activation website, the graphics below will guide you through the account setup process.

1. Enter one of your children's student ID and date of birth.



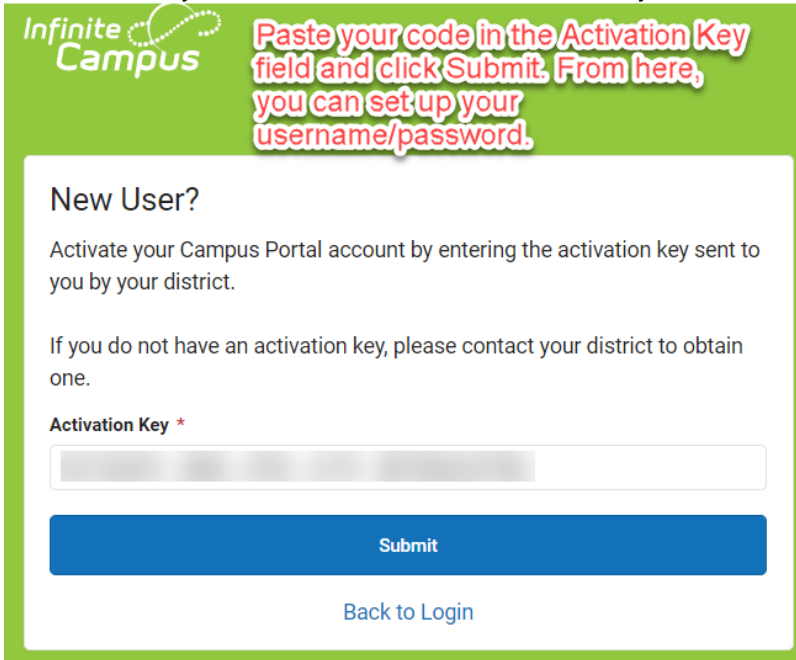
2. The GUID is your Activation Key. Click your name and your key will appear. Highlight the key and copy it.



Category: Infinite Campus

Target: All

3. Paste the key on the next screen. From here, it only takes a few minutes to create a username and password.



Infinite Campus

Paste your code in the Activation Key field and click Submit. From here, you can set up your username/password.

New User?

Activate your Campus Portal account by entering the activation key sent to you by your district.

If you do not have an activation key, please contact your district to obtain one.

Activation Key *

Submit

[Back to Login](#)