

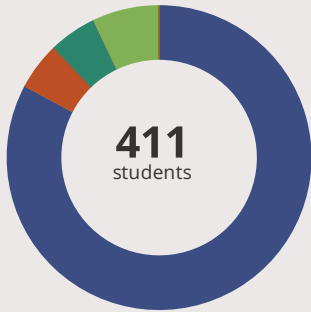
# Harper Elem School

1101 Dartmouth St Wilmette, IL 60091 (847) 512-6200

Grades: K - 4  
District: Wilmette SD 39

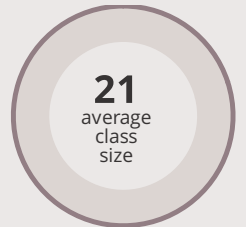


Principal: Mr. Aaron Dubnow  
Superintendent: Dr. Kari Cremascoli

## Fast Facts



### Student Characteristics

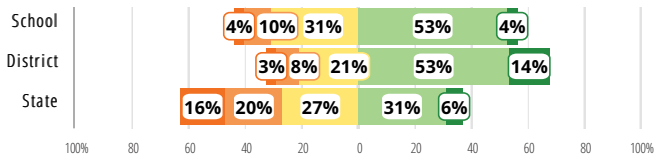
White	82%
Black	0%
Hispanic	5%
Asian	5%
American Indian	0%
Two or More Races	7%
Pacific Islander	0%
Low Income	2%
English Learners	2%
With IEPs	10%
Homeless	0%



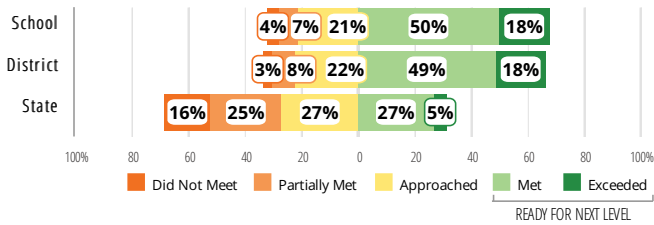
## Academic Success

All Illinois students in grades 3-8 take the PARCC assessment each year. High school students take the SAT in English Language Arts and Math.

### English Language Arts



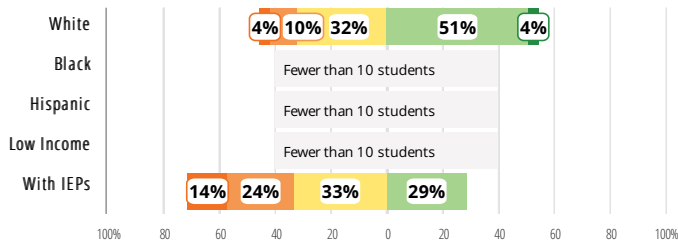
### Mathematics



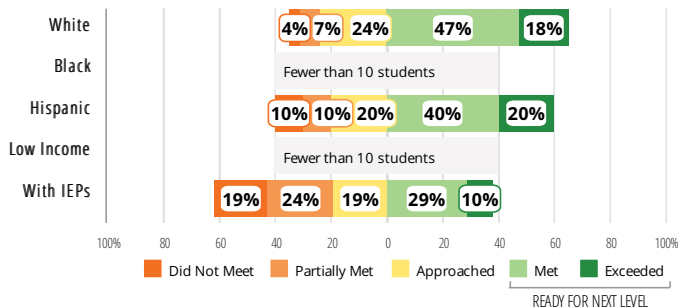
## Success by Student Group

This display shows PARCC ELA & Math performance levels for each student group. No data is shown for groups with fewer than 10 students.

### English Language Arts



### Mathematics



## School Environment



The **5Essentials Survey** allows students in grades 6-12 and all teachers to share their perspectives on essential conditions for learning. The anonymous survey consists of 5 components.

- Most implementation
- More implementation
- Average implementation
- Less implementation
- Least implementation
- Not Applicable/Low Response

### Response Rates

Students	-
Teachers	-

### Effective Leaders

Do principals and teachers implement a shared vision for success?

### Collaborative Teachers

Do teachers collaborate to promote professional growth?

### Ambitious Instruction

Are classes challenging and engaging?

### Supportive Environment

Is the school safe, demanding, and supportive?

### Involved Families

Does the entire staff build strong external relationships?

## Student Attendance and Mobility

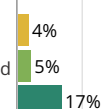
### Attendance Rate

Rate at which students are present at school, not including excused or unexcused absences



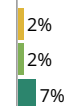
### Chronic Absenteeism

Percentage of students who miss 10% or more of school days per year either with or without a valid excuse



### Student Mobility

Percentage of students who transfer in or out of the school during the school year, not including graduates



### Teacher Retention

Percentage of full time teachers who return to the same school year to year



# Harper Elem School

## School Highlights

### Academic Courses

Differentiation Support Art Grades 1-4 Technology Class 1-4 Library Media Class Grades K-4 Spanish K-4 Music Grades K-4 Junior Great Books/Lunch Recess Program District Summer Enrichment Program Second Step: Social Emotional Harper School is dedicated to creating a climate that meets the needs of all children and helps them to become successful an

### Physical Education, Health and Wellness

Harper provides Physical Education/Health classes in grades K-4. PE is daily for grades 1-4.

### Other Programs and Activities

After School Program, Art Club, Before School Care, Before School Chorus for grades 2-4, Chess Club, Chess club, Chorus is offered 2nd-4th, Family Nights, Garden Club, Lunch/recess clubs, Mentoring Program, Open Gym Nights-PTO, Parent Associations, PTO clubs are offered (variety), Student Council/Government, Yearbook Club, Yearbook Club

### School Awards

District 39 provides rigorous academic programming. Our students thrive on district and state assessments.

## Career Development Courses and Programs

### Athletics

### School Personnel Resources

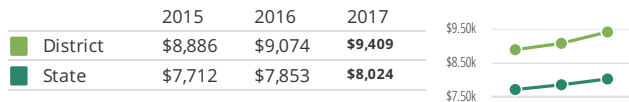
Harper offers a large variety of school/district resources, including a school nurse, school psychologists, speech and language therapist, learning behavior specialists, reading specialist, occupational therapist, behavioral interventionist and more.

### Facilities

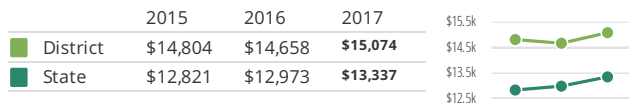
Harper is a well cared for, neighborhood school. We have multiple outdoor gardens and playground equipment that are all enjoyed by students. Our gym has a climbing wall. Our school also has an auditorium that is used for fine art productions and indoor recess. Our auditorium has two beautiful murals from the WPA.

## District Finance

**Instructional Spending per Pupil** includes only the activities directly dealing with the teaching of students or the interaction between teachers and students.



**Operational Spending per Pupil** includes all costs for overall operations in this school's district, including Instructional Spending, but excluding summer school, adult education, capital expenditures, and long-term debt payments.



## Educator Measures

This school has had **1 principal(s)** over the past 6 years. In the last three years, an average of **91% of teachers** return to this school each year.

## FOR MORE INFORMATION

Visit [IllinoisReportCard.com](http://IllinoisReportCard.com) to see additional details about each item of information for this school. There you will find charts spanning multiple years, detailed explanations, resources, more of the school's programs and activities, and powerful tools that let you dig deeper into data.

Most of this data has been collected by ISBE from school districts through data systems. Some information, such as the School Highlights, is entered directly by principals and can be updated throughout the year.