

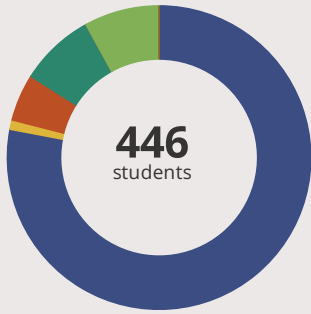
McKenzie Elem School

649 Prairie Ave Wilmette, IL 60091 (847) 512-6300

Grades: K - 4
District: Wilmette SD 39

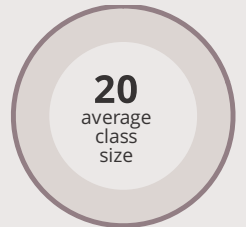

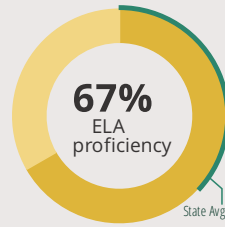
Principal: Mrs. Dana Nasiakos
Superintendent: Dr. Kari Cremascoli

Fast Facts



Student Characteristics

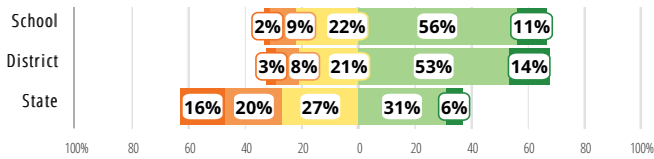
White	78%
Black	1%
Hispanic	5%
Asian	8%
American Indian	0%
Two or More Races	8%
Pacific Islander	0%
Low Income	4%
English Learners	5%
With IEPs	10%
Homeless	0%



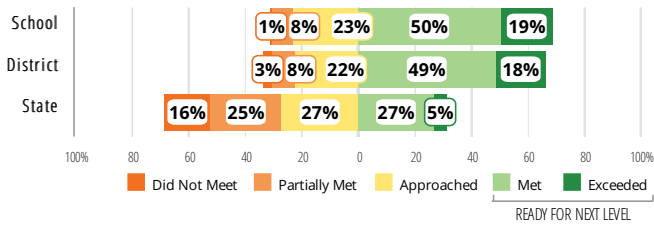
Academic Success

All Illinois students in grades 3-8 take the PARCC assessment each year. High school students take the SAT in English Language Arts and Math.

English Language Arts



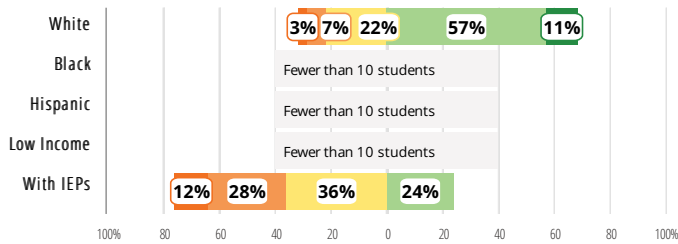
Mathematics



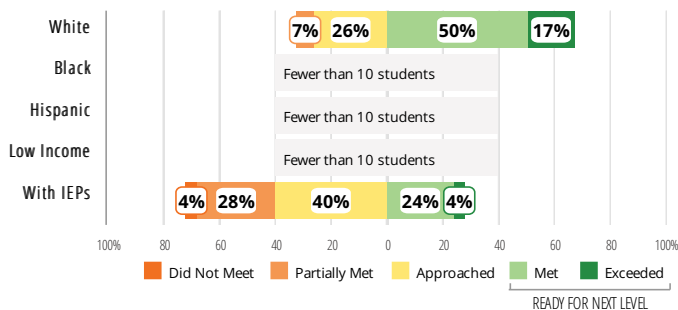
Success by Student Group

This display shows PARCC ELA & Math performance levels for each student group. No data is shown for groups with fewer than 10 students.

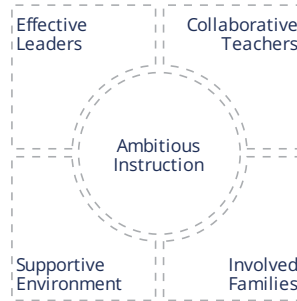
English Language Arts



Mathematics



School Environment



The **5Essentials Survey** allows students in grades 6-12 and all teachers to share their perspectives on essential conditions for learning. The anonymous survey consists of 5 components.

- Most implementation
- More implementation
- Average implementation
- Less implementation
- Least implementation
- Not Applicable/Low Response

Response Rates

Students	-
Teachers	-

- Effective Leaders**
Do principals and teachers implement a shared vision for success?
- Collaborative Teachers**
Do teachers collaborate to promote professional growth?
- Ambitious Instruction**
Are classes challenging and engaging?
- Supportive Environment**
Is the school safe, demanding, and supportive?
- Involved Families**
Does the entire staff build strong external relationships?

Student Attendance and Mobility

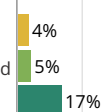
Attendance Rate

Rate at which students are present at school, not including excused or unexcused absences



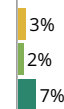
Chronic Absenteeism

Percentage of students who miss 10% or more of school days per year either with or without a valid excuse



Student Mobility

Percentage of students who transfer in or out of the school during the school year, not including graduates



Teacher Retention

Percentage of full time teachers who return to the same school year to year



McKenzie Elem School

School Highlights

Academic Courses

McKenzie School uses a whole child approach in addressing the academic, physical, and social emotional needs of its students. They continue to demonstrate academic excellence as a result of differentiated instruction that is enriched by technology and arts.

Physical Education, Health and Wellness

McKenzie provides Physical Education/Health classes for Grades K-4.

Other Programs and Activities

Before School Care, Chess Club, Community Review Committee, District 39 Education Foundation, Drama Club, Fine Arts Program, Girl/Boy Scouts, Girls on the Run Club, Junior Great Books, Parent Learning Network, Park District After School Clubs, PTA, School Gardens, Service Learning: Sister School, Snowflurry, Student Council

School Awards

2014 Academic Excellence Award, National Board Certification

Career Development Courses and Programs

Athletics

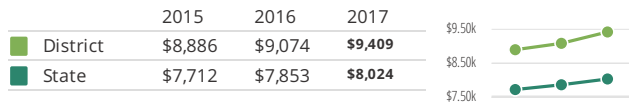
School Personnel Resources

General Administrator or General Supervi, Librarian/Media Specialist, Paraprofessional, Reading Specialist, School Nurse, School Psychologist, School Social Worker, School Social Worker Intern, Special Education Teacher, Speech Language Pathology Teacher, Technology Specialist

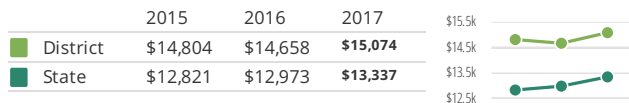
Facilities

District Finance

Instructional Spending per Pupil includes only the activities directly dealing with the teaching of students or the interaction between teachers and students.



Operational Spending per Pupil includes all costs for overall operations in this school's district, including Instructional Spending, but excluding summer school, adult education, capital expenditures, and long-term debt payments.



Educator Measures

This school has had **2 principal(s)** over the past 6 years. In the last three years, an average of **89% of teachers** return to this school each year.

FOR MORE INFORMATION

Visit IllinoisReportCard.com to see additional details about each item of information for this school. There you will find charts spanning multiple years, detailed explanations, resources, more of the school's programs and activities, and powerful tools that let you dig deeper into data.

Most of this data has been collected by ISBE from school districts through data systems. Some information, such as the School Highlights, is entered directly by principals and can be updated throughout the year.