



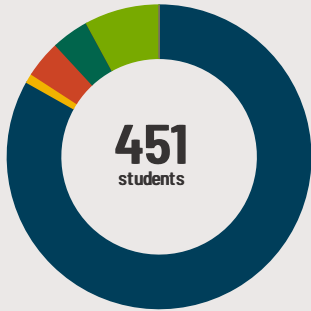
Central Elem School

910 Central Ave Wilmette, IL 60091 (847) 512-6100

Grades: K - 4
District: Wilmette SD 39

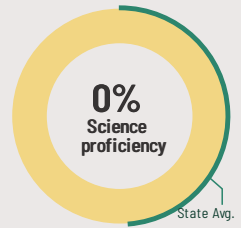

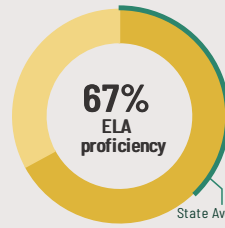
Principal: Ms.Rebecca Littmann
Superintendent: Dr.Kari Cremascoli

Fast Facts



Student Characteristics

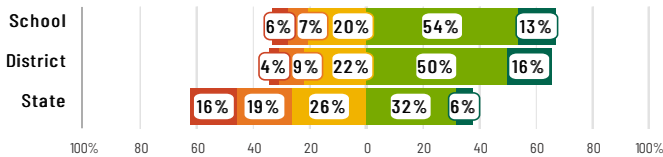
White	84%
Black	1%
Hispanic	4%
Asian	4%
American Indian	0%
Two or More Races	8%
Pacific Islander	0%
Low Income	2%
English Learners	3%
With IEPs	14%
With Disabilities	-
Homeless	0%



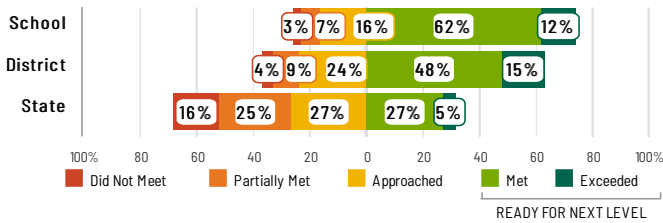
Academic Success

All Illinois students in grades 3-8 take the IAR assessment each year. High school students take the SAT in English Language Arts and Math.

English Language Arts



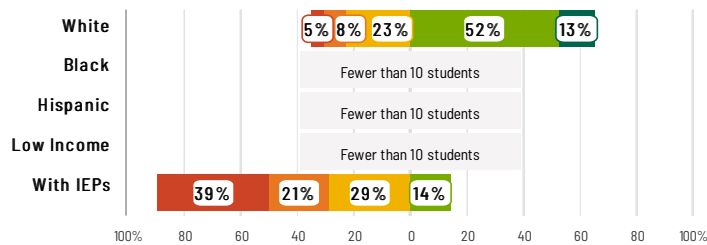
Mathematics



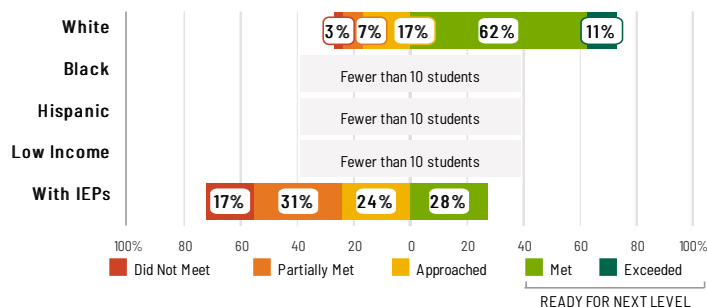
Success by Student Group

This display shows IAR ELA & Math performance levels for each student group. No data is shown for groups with fewer than 10 students.

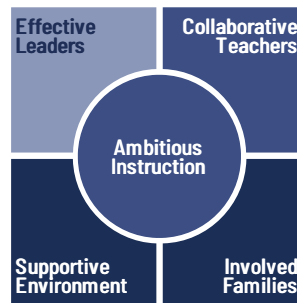
English Language Arts



Mathematics



School Environment



The **5Essentials Survey** allows students in grades 6-12 and all teachers to share their perspectives on essential conditions for learning. The anonymous survey consists of 5 components.

- Most implementation
- More implementation
- Average implementation
- Less implementation
- Least implementation
- Not Applicable/Low Response

Response Rates

Students	92%
Teachers	93%

Average Effective Leaders

Do principals and teachers implement a shared vision for success?

More Collaborative Teachers

Do teachers collaborate to promote professional growth?

More Ambitious Instruction

Are classes challenging and engaging?

Most Supportive Environment

Is the school safe, demanding, and supportive?

Most Involved Families

Does the entire staff build strong external relationships?

Student Attendance and Mobility

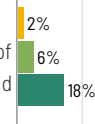
Attendance Rate

Rate at which students are present at school, not including excused or unexcused absences



Chronic Absenteeism

Percentage of students who miss 10% or more of school days per year either with or without a valid excuse



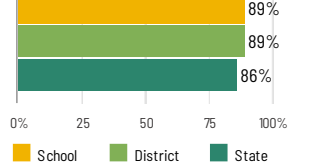
Student Mobility

Percentage of students who transfer in or out of the school during the school year, not including graduates



Teacher Retention

Percentage of full time teachers who return to the same school year to year





Central Elem School

School Highlights

Academic Courses

The Central School community prepares students for a rapidly changing and challenging future by developing intelligence that is both academic and character-centered.

Physical Education, Health and Wellness

Central provides Physical Education/Health classes for grades K-4

Other Programs and Activities

In addition to a strong focus on academic learning, Central School is dedicated to continuous school improvement and enrichment. Most recently, we renovated our library and technology lab to create an innovative "Learning Commons" where 21st Century Learning can take place.

School Awards

Central School has been recognized for exemplary academic performance at both the national and local levels. Central is a National Blue Ribbon Award winner. A staff member earned a Golden Apple Award. Many teachers have National Board Certification. The school also earned the state's Excellence Award for Exemplary Academic Performance.

Career Development Courses and Programs

(Check middle school and junior high for programming)

Athletics

(Check middle school and junior high for programming)

School Personnel Resources

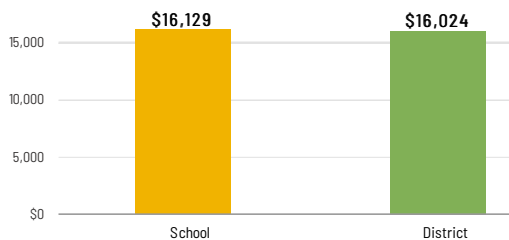
Central School has a variety of specialists to assist students with special needs. These specialists are part of the school's Student Assistance Team. They meet regularly to ensure that academic, behavioral, and social/emotional needs of students are met. They also provide necessary interventions and therapies to students during the school day.

Facilities

Central School has an innovative "Learning Commons" where 21st Century learning can take place. The new space provides enrichment to the curriculum and encourages collaboration, communication, creativity and critical thinking. There is also an auditorium for student performances and two large gyms for physical education classes.

School-Level Finance

The Every Student Succeeds Act requires LEAs to report school-level expenditure data, beginning with School Year 18-19 data. LEAs are required to report actual personnel and non-personnel expenditures of both site-specific and district centralized expenditures. Expenditures are shown at the site level and must be disaggregated by source of funds (federal vs. state/local). These data are self-reported and may differ from AFR data.



Educator Measures

This school has had **1 principal(s)** over the past 6 years. In the last three years, an average of **89% of teachers** return to this school each year.

FOR MORE INFORMATION

Visit IllinoisReportCard.com to see additional details about each item of information for this school. There you will find charts spanning multiple years, detailed explanations, resources, more of the school's programs and activities, and powerful tools that let you dig deeper into data.

Most of this data has been collected by ISBE from school districts through data systems. Some information, such as the School Highlights, is entered directly by principals and can be updated throughout the year.