


Home & School

Working Together for School Success

CONNECTION®

October 2020



SHORT NOTES

Spot respect

Ask your youngster to write the word “R-E-S-P-E-C-T” across the top of a sheet of paper, with a column for each letter. Post the paper on the fridge, and let everyone write examples of respect that start with those letters. (“Return borrowed items in good condition.” “Express thanks for favors.”) Put a tally mark by each one someone does or notices this week.

Sprinkle in similes

Your child can use similes—comparisons with *like* or *as*—to write vivid descriptions. Try this: Pick something (say, the wind), and take turns describing it with a simile. Your youngster might say, “The wind tickled my ear *like* a whisper.” Or you could say, “The wind howled *as* loudly *as* a wolf.”

DID YOU KNOW?

The last speech sounds children typically master include *ch*, *sh*, and *th*. By age 8, your youngster should pronounce all sounds correctly in the beginning (*cheese*), middle (*seashell*), or end (*with*) of a word. If you’re concerned about his speech, contact his teacher. She may suggest an evaluation by the school speech therapist.

Worth quoting

“Start where you are. Use what you have. Do what you can.” *Arthur Ashe*

JUST FOR FUN

Q: What’s one question you can never answer with “Yes”?

A: What does n-o spell?



Homework success

Which homework assignment should your youngster tackle first? How can she make sure she follows the directions? Suggest these strategies that will help her do her best at homework time.

Start smart

Before your child digs into the day’s homework, have her rank her assignments from easiest to hardest. She may want to do the hardest work first while her mind is fresh. Or perhaps she’d prefer to get an easier assignment out of the way first to give her a sense of accomplishment.

Read the instructions

Paying careful attention to directions can help your youngster complete assignments correctly. For instance, the instructions might say to write explanations or draw pictures to show her thinking in solving math problems. Also, tell her that if she doesn’t understand the directions, it’s okay to ask for help. Offer to read them with her, or she could call a friend.

Share expectations

How you tell your child what you expect will go a long way toward turning your expectations into his reality. Consider these three techniques.

1. Show understanding. You might say, “I know you want to play, but it’s time to study for your test.”

2. Give choices. Your youngster may do what’s expected if he gets to decide when to do it. Ask him, “Do you plan to practice piano before or after dinner?”

3. Look to the future. Help your child tie your expectations to his goals. Does he want to become a race car mechanic? Try: “When you grow up, you’ll need to be organized to know exactly where all your tools are.”♥




Take breaks

Short breaks will help your child stay focused. Between assignments or subjects, let her set a timer for 10 minutes. She can stretch, snuggle with the cat, or dance to music until the timer goes off, then get back to work.

Review work

As your youngster finishes each assignment, have her check it over before putting it away or sending it electronically. Is her name on her paper? Did she skip any parts? Do all answers make sense? Once she’s satisfied, she should put her paper in her backpack or hit “send.”♥



Count on courage

Children may believe that being brave means being fearless. But having courage really means taking action even when something feels scary—like learning to ride a bike or speaking out if something is wrong. Encourage your child's bravery with these tips.

Recognize it. Since courage often doesn't feel "brave" while it's happening, your youngster might not realize he is being brave. When he



shows courage, point it out to him. ("It was brave of you to meet the neighbor's dog. I know you're not comfortable around big dogs.") Or you could say, "It took a lot of courage to tell your friend to stop teasing that girl."


Control feelings. If your child is nervous or afraid, he may convince himself that something is too difficult. Help him develop ways to manage his feelings. He might take a few slow, deep breaths before he tries riding his bike without training wheels. Or he can give himself a pep talk before speaking up for himself. ("I know it's wrong to share answers. I'm doing the right thing.")♥

ACTIVITY CORNER

"I'm 3 x 3 years old!"

Age, shoe size, address ... your child's world is full of numbers. For a fun way to practice math facts, she can use those numbers to make up personalized math problems for everyone in your family.

Have each person write equations about herself or relatives. Your youngster might write " $2 + \text{my shoe size} + 1 = 7$ " (answer: size 4). And you could write " $676 - 284 = \text{our house number}$ " (answer: 392). More numbers to use in equations: age of our dog, Dad's birth year, number of people living in our home, year of grandparents' wedding.




Trade papers—can you solve each other's problems? Then, let your child display the math by drawing portraits of your family and writing the equations on each person's portrait.♥

OUR PURPOSE

To provide busy parents with practical ideas that promote school success, parent involvement, and more effective parenting.

Resources for Educators,
a division of CCH Incorporated
128 N. Royal Avenue • Front Royal, VA 22630
800-394-5052 • rfeustomer@wolterskluwer.com
www.rfeonline.com
ISSN 1540-5621



Strengthen bonds with family traditions

Traditions build a sense of security by giving your youngster something to count on. Try these ideas.


Talk about family traditions

Maybe you take a full-moon walk once a month or visit a pumpkin farm every October. Discussing these traditions will help your child recognize and treasure them as part of what makes your family special.

Make adjustments

Accept that some traditions may not work this year, such as hosting a World Series watch party or attending a neighborhood potluck. Then look for ways to adapt them. Perhaps you'll eat peanuts and popcorn with your family while watching baseball or classic sports on TV.

Tip: If you have a blended family, start new traditions together—and be sure to keep old ones, too. You'll build stronger bonds and a sense of a family identity.♥



Learning to brainstorm

Q: My son often has to brainstorm for school assignments, but instead of coming up with a lot of ideas, he gets stuck after one or two. How can he learn to generate more ideas on his own?

A: Brainstorming often stalls when kids spend too much time trying to think of "good" ideas. Remind your son that brainstorming has no wrong

answers, and a so-so idea might lead him to an ideal solution.

Practice brainstorming together. Each night, try to come up with a headline that describes your day, a new title for tonight's bedtime story, or a name for a stuffed animal. Your son can toss out the first idea, then take turns suggesting others until he has one he likes. Over time, he'll get more comfortable offering ideas without overthinking them.♥



Home & School CONNECTION[®]

Working Together for School Success

November 2020



SHORT NOTES

Memory builder

Strengthen your

youngster's memory with this playful idea. Have her look away while you build a small block tower. Then, let her study it for 30 seconds and turn her back. Can she duplicate it from memory, using the same shapes, colors, and positions for her tower? Now let her build a structure for you to copy—and test *your* memory!

Prepared for conferences

You can make the most of parent-teacher conferences—whether yours is virtual or in person—by listing questions ahead of time that you'd like to ask. Here are three to include: "What does my child seem most interested in?" "What is hardest for him?" "How can I support him at home?"

A vote for good citizenship

Good citizens take an active role in selecting their leaders. Show your youngster how it's done. Talk about the candidates you prefer and what they stand for. Then, take her to the polls when you vote this month, or let her watch you fill out a mail-in ballot and put it in the mailbox.

Worth quoting

"The difference between winning and losing is most often not quitting."
Walt Disney

JUST FOR FUN

Q: If people count sheep to fall asleep, what do sheep count?



A: Nothing. Sheep can't count!

Learn to manage emotions

Is your youngster's behavior sometimes a mystery to you? Acting out can be a child's way of showing you he's angry or upset. Use this advice to help him express his feelings in more positive ways.

Make a chart

Together, brainstorm a list of emotions, such as happy, frustrated, excited, and bored. For each one, your child can draw and name a character (Happy Henry, Frustrated Fred). If he misbehaves (say, he yells at his sister for touching his toys), he could use the characters to talk about his feelings. ("Uh-oh, I'm acting like Angry Andy!")

Ask "why?"

Simply asking "Why do you think you feel that way?" and listening carefully to your child's answer helps in two ways. First, it allows him to recognize and describe how he's feeling. ("I'm frustrated because my project isn't turning out the way I wanted.") Second, he



will feel heard and cared about. As a result, he may be less apt to take out his frustration on others.

Find coping techniques

Equip your youngster with strategies for handling negative emotions. You might mention things you do when you feel the same way he does. ("If I'm worried about something, it helps me to put it in writing. That might help you, too.") With time and patience, he'll develop his own strategies for managing his feelings. ♥

Reviewing report cards

Look at your youngster's first report card of the school year as an opportunity to help her succeed going forward. Consider these tips:

- Start by reading the key that explains what the marks or grades mean. Do they indicate how well your child performed or how much progress she made—or both?

- Ask your youngster to tell you about her report card. She's a good judge of what's behind the grades. Also, put any low marks in perspective. Your child has probably adjusted to a lot of changes in this unusual year. Let her know you understand and that she has time to finish the year strong. ♥



Doorways to creative writing

Coming up with a good story idea is the first step toward writing a good story. Unleash your youngster's imagination and boost her writing skills with these two ideas for getting started.

I. Book titles. Suggest that your child use the title of a favorite book as inspiration for her own story. If she chooses *Cloudy With a Chance of Meatballs*



(Judi Barrett), she might describe a rainy afternoon spent making spaghetti and meatballs with her grandma. Or for *Where the Wild Things Are* (Maurice Sendak), she could write about a hike in the forest—what wild animals will her character see?

2. Flashbacks. Instead of writing the beginning of her story first, your youngster can start at the end! She might open with, “And that’s how we discovered that our cat was a secret agent.” Then she could write the rest of the tale as a flashback, with the cat disappearing unexpectedly and the family finding spy disguises like wigs and fake mustaches around the house.♥

ACTIVITY CORNER

Paper-cup phone

This old-fashioned “phone” is a fun way for your child to explore sound waves.

Materials: pencil, two paper cups, scissors, string, two paper clips

Have your youngster use the pencil to poke a hole in the bottom of each cup and cut a piece of string about 50 feet long. Now he should put opposite ends of the string through the bottoms of the cups and tie each end to a paper clip inside the cup.



Time for a phone call! Each person holds a cup. Walk apart until the string is taut, and carry on a conversation, taking turns speaking into your cups. To listen, hold your cup to your ear.

Now talk at the same volume *without* the phone. Your child will notice your voice isn’t as loud. That’s because sound waves vibrate, and the vibrations travel better through a solid (the string) than through air.♥

PARENT TO PARENT

Tag ... you’re out!

Our sons love our local playground, but because of the pandemic, we don’t go when it’s crowded. So we look for creative ways to stay active outside. Recently, the boys started making up new versions of tag.



Brody invented Pizza Tag. When “It” tags you, you have to call out a pizza topping before “It” counts to 3. If you can’t think of one, or you pick a topping another player already said, you’re out. Then Ben came up with Sticker Tag. “It” tags you by putting a sticker on your back. If a player gets three stickers, he’s out.

In all of our games, the last person out becomes “It” and decides which version of tag we’ll play next—or invents a brand-new one. And all that running around means the boys get plenty of exercise!♥

Q & A

Develop stronger social skills

Q: My daughter seems to have trouble making and keeping friends. How can I help her learn better social skills?

A: Strong social skills will help your child become a good friend. Plus, knowing how to interact with others can also improve her academic achievement and her attitude toward school.

Discuss ways to show she cares about a friend’s opinions or interests. Your daughter might ask questions (“What kind of dance class do you take?”) and follow

up to show she’s listening (“What songs do you dance to?”). Friends also celebrate each others’ accomplishments and strengths. Your child could tell a classmate that he used awesome graphics in his presentation, for instance.

Finally, encourage your daughter to stay in touch with friends and set up get-togethers to maintain strong relationships.

For example, they might have dance parties or sing-alongs via video chat.♥



OUR PURPOSE

To provide busy parents with practical ideas that promote school success, parent involvement, and more effective parenting.

Resources for Educators,
a division of CCH Incorporated
128 N. Royal Avenue • Front Royal, VA 22630
800-394-5052 • rfeustomer@wolterskluwer.com
www.rfeonline.com

ISSN 1540-5621